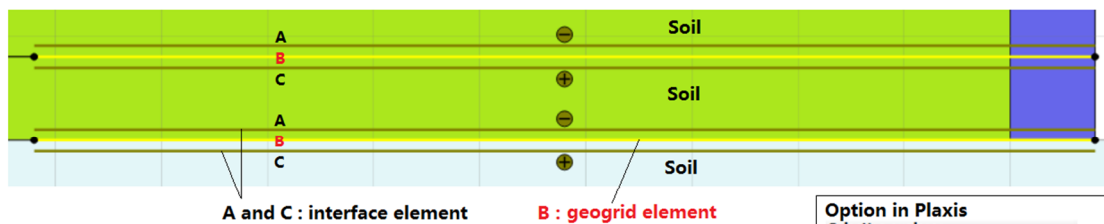
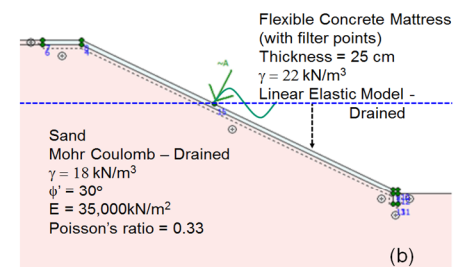
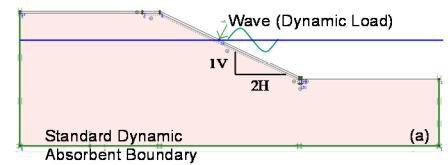
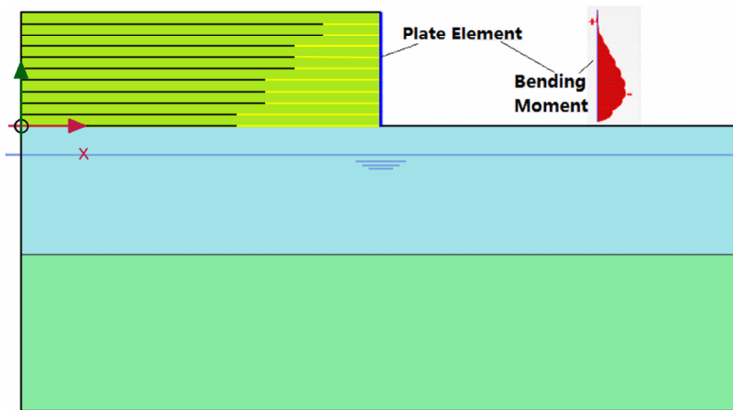

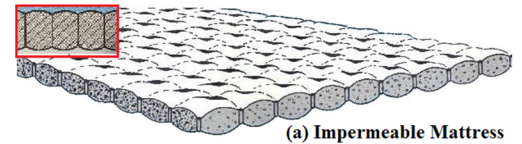
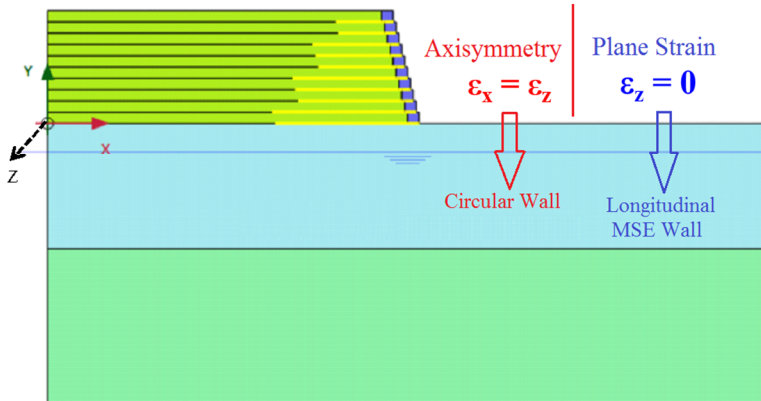


# NOTES ON MECHANICALLY STABILIZED EARTH DESIGN

## PLAXIS



**To model:**

Geotextile:	Geogrids:	Geomembrane:
<p>A, B, C active A, C chose permeable input <math>R_{inter} = 0.7-0.8</math></p>	<p>A, B, C active A, C chose permeable input <math>R_{inter} = 0.9-1.0</math> or: A and C not active if geogrids and soil cannot slip one another (<math>R_{inter} = 1</math>)</p>	<p>A, B, C active A, C un-ticked means Impermeable input <math>R_{inter} = 0.5-0.7</math></p>

**Option in Plaxis Selection explorer**

- Line\_2
  - First: Point\_3
  - Second: Point\_4
- Geogrid\_2
  - Material: Geogrid300kN/m
    - Colour: [Yellow]
    - Apply strength reduction:
  - NegativeInterface\_2
    - Material mode: From adjacent soil
    - Apply strength reduction:
    - Permeable:
    - Virtual thickness factor: 0.1000
  - PositiveInterface\_2
    - Material mode: From adjacent soil
    - Apply strength reduction:
    - Permeable:
    - Virtual thickness factor: 0.1000

# DAFTAR ISI

<b>Common Mistakes in Designing MSE Wall with Finite Element Method</b> .....	1
Introduction .....	1
Plane Strain vs Axisymmetry Model.....	1
Modelling Facing Elements.....	2
Modelling Geosynthetics Reinforcing Elements.....	3
Soil Parameters .....	7
Initial Stress of Foundation Soils .....	10
Factor of Safety Analysis .....	11
Concluding Remarks .....	12
References .....	12
<b>Importance of Elongation Factor in Determining Geosynthetics Stiffness for Finite Element Calculation</b> .....	13
Introduction .....	13
Geosynthetics Working Principle.....	13
Breaking Strength & its Elongation .....	14
Long Term Creep Rupture Strength.....	15
Design Strength of Geosynthetics .....	16
Stiffness Modulus of Geosynthetics.....	17
Closures .....	17
References .....	17
<b>Modeling of Concrete Mattress for Shore Protection by Plaxis 2D</b> .....	19
Introduction .....	19
Type of Concrete Mattress .....	20
Conventional Design Method.....	20
Finite Element Model.....	21
The Finite Element Results .....	22
Discussion .....	23
Concluding Remarks .....	23
Acknowledgements .....	24
References .....	24