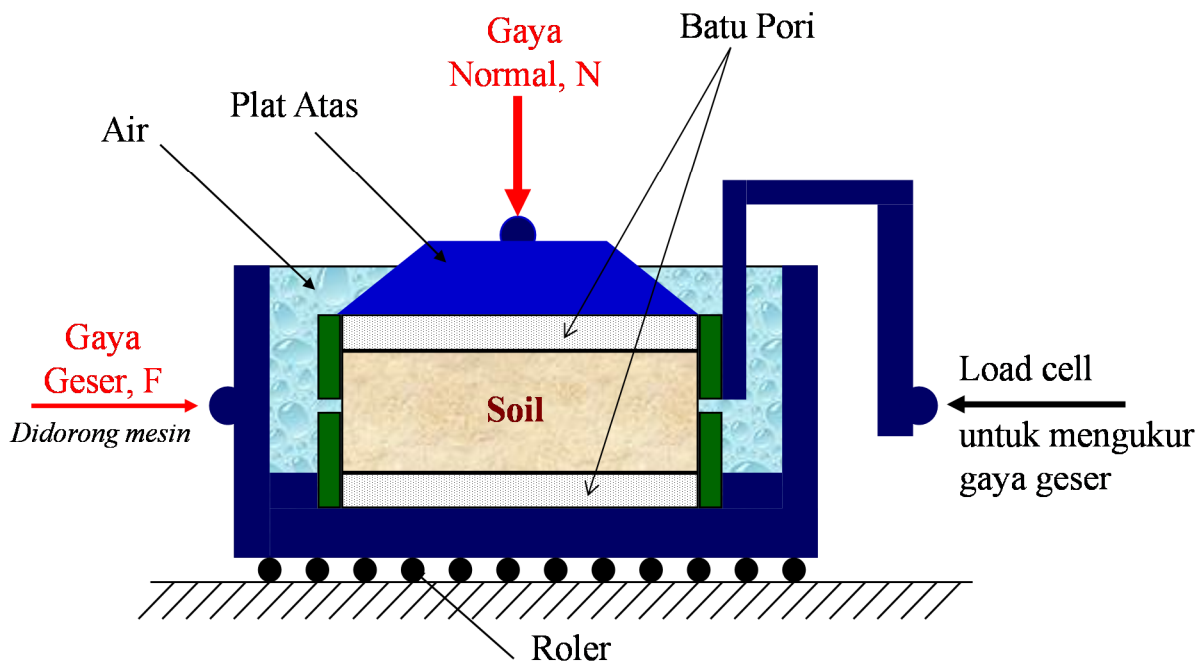
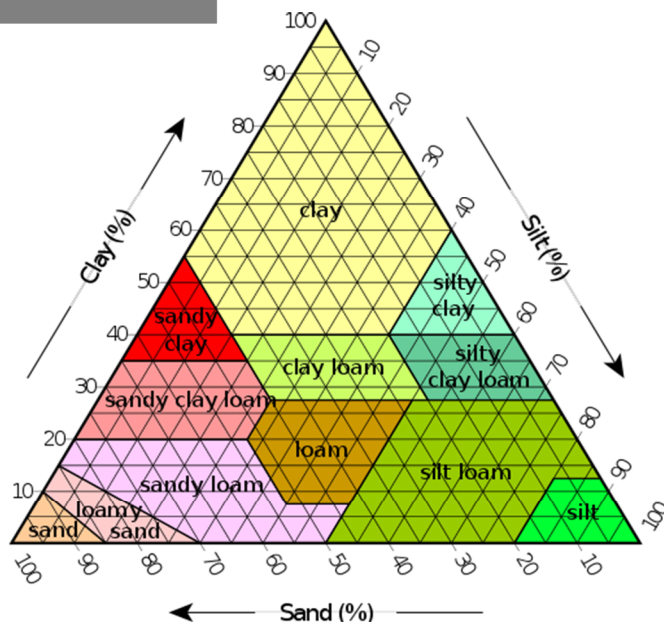
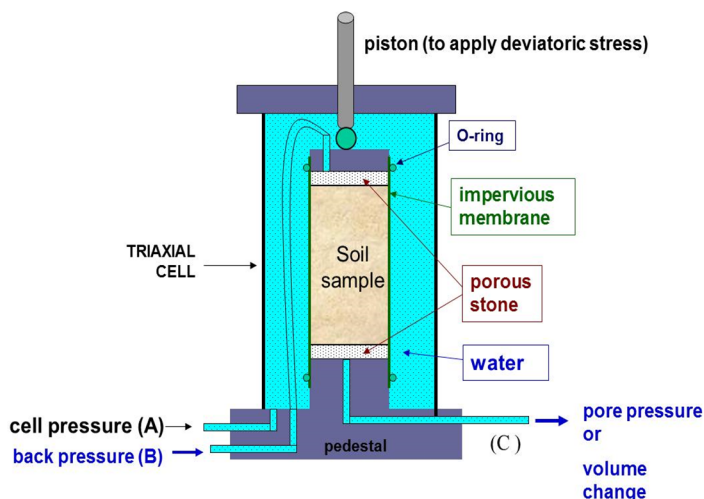
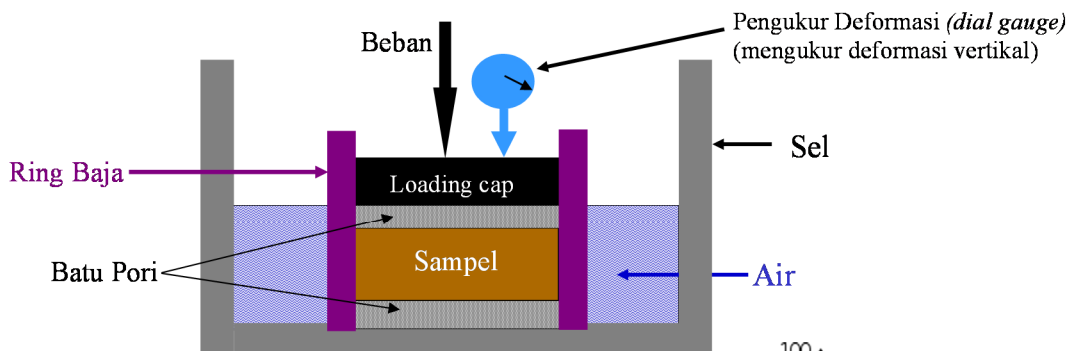


SAMPLE OF DERIVATION OF SOIL PARAMETERS FROM A SOIL INVESTIGATION REPORT



Dr. GOUW TJIE-LIONG, ChFC
2021

TABLE OF CONTENTS

MAIN REPORT

TABLES

- Table 1, Groundwater Observation
- Table 2, Recommended Soil parameters for Design Purposes
- Table 3, Bearing Capacity of Single Bored Pile
- Table 4, Bearing Capacity of Single Driven Pile
- Table 5, Efficiency of Pile Group

FIGURES

- Figure 1, Soil Investigation Points
- Figs 2-7, Subsoil Profiles – Cross Section A-A to F-F
- Figure 8, Bulk Unit Weight and Dry Unit Weight
- Figure 9, Void Ratio and Water Content
- Figure 10, Specific Gravity and Degree of Saturation
- Figure 11, Atterberg Limit
- Figure 12, Plasticity Index and Liquidity Index
- Figure 13, Granular Material Content
- Figure 14, Fines Content
- Figure 15, Compression Index, C_c , and $C_c / (1+e_0)$
- Figure 16, Recompression Index, C_r , and $C_r / (1+e_0)$
- Figure 17, Preconsolidation Pressure
- Figure 18, Unconfined Compression Strength
- Figure 19, Shear Strength Parameter from UU Triaxial Test
- Figure 20, Subgrade Reaction and Young Modulus from LLT Test
- Figure 21, Standard Penetration Test and Idealized Soil Profile
- Figure 22, Standard Penetration Test for Office Building Area
- Figure 23, Standard Penetration Test for Hotel Area
- Figure 24, Standard Penetration Test for Apartment Building
- Figure 25, Standard Penetration Test for Retail Mall Area
- Figure 26, Standard Penetration Test for Ram Area

APPENDIXES

- Appendix A, Bearing Capacity of Bored Pile (25 pages)
- Appendix B, Bearing Capacity of Driven Pile (25 pages)
- Appendix C, Borelog and SPT
- Appendix D, Pressuremeter (LLT) Test
- Appendix E, Index Properties Test
- Appendix F, Grain Size Distribution Curves
- Appendix G, Unconfined Compression Test
- Appendix H, Triaxial Compression Test
- Appendix I, Consolidation Test